

## PRESSURE COMPENSATED FLOW CONTROL VALVES

### AM3-Q\*-A

40 l/min - 32 MPa (320 bar)

#### 1 DESCRIPTION

Pressure compensated flow control valve designed to provide adjustable controlled flow independent of changes of pressure.



#### 2 ORDERING CODE

(1)	(2)	(3)	(4)	(5)	(6)	
AM3	-	Q*	-	A	/	10

(1) AM3: stackable valve CETOP 03 - Pressure 32 MPa (320 bar)

(2) Q: the options are:

QC: one-way pressure compensated flow control valves with meter-out control (referred to the hydraulic actuator)

QX: as above, with meter-in control

(3) A: Service lines where the controls operate

(4) Range of regulated flow:

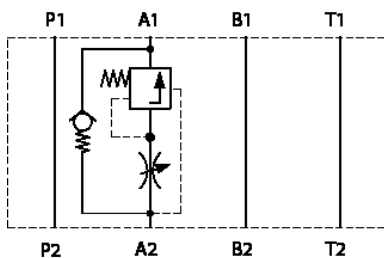
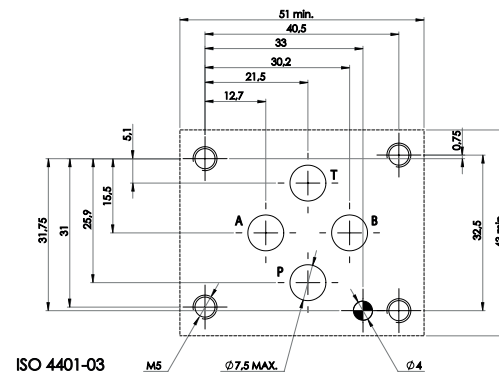
06= 0-> 6 l/min

12= 0-> 12 l/min

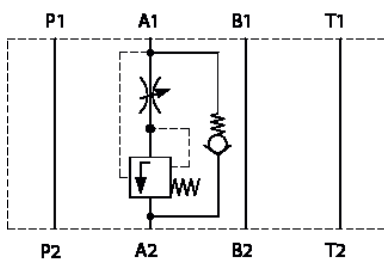
22= 0-> 22 l/min

(5) Code reserved for more options and variants

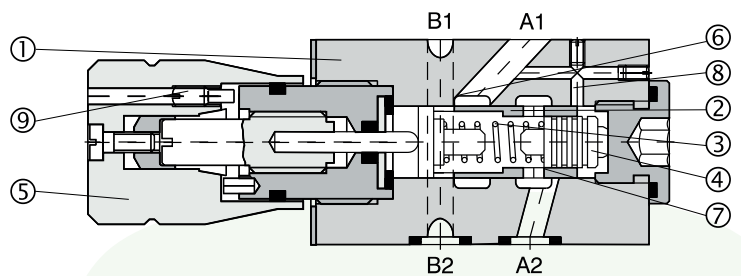
(6) Design number (progressive) of the valves

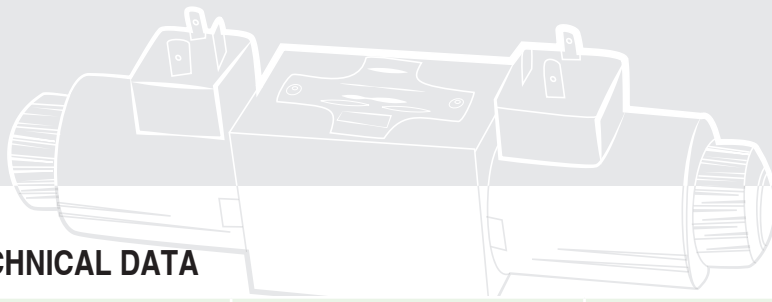


**AM3-QC-A**



**AM3-QX-A**

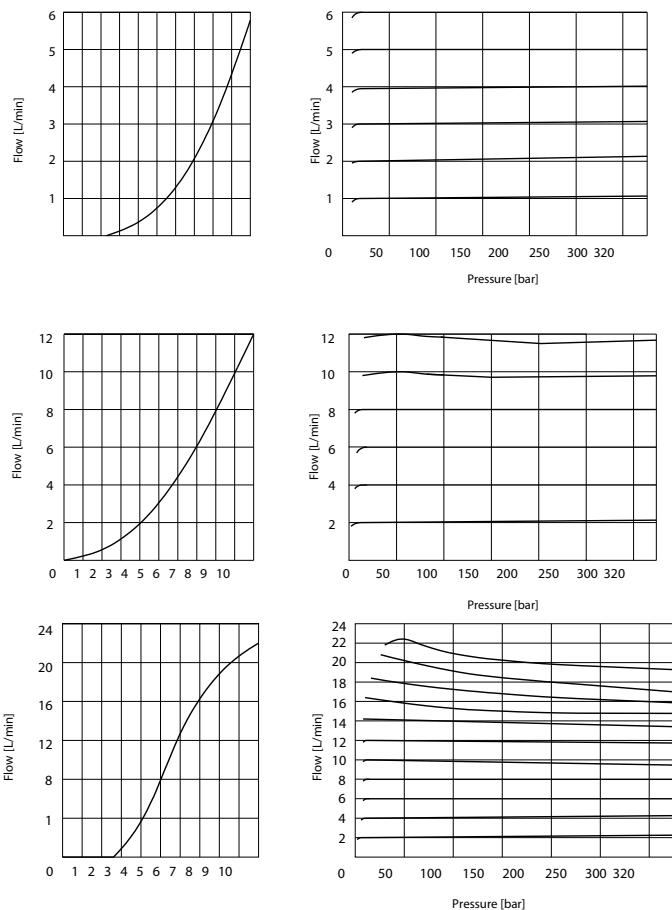




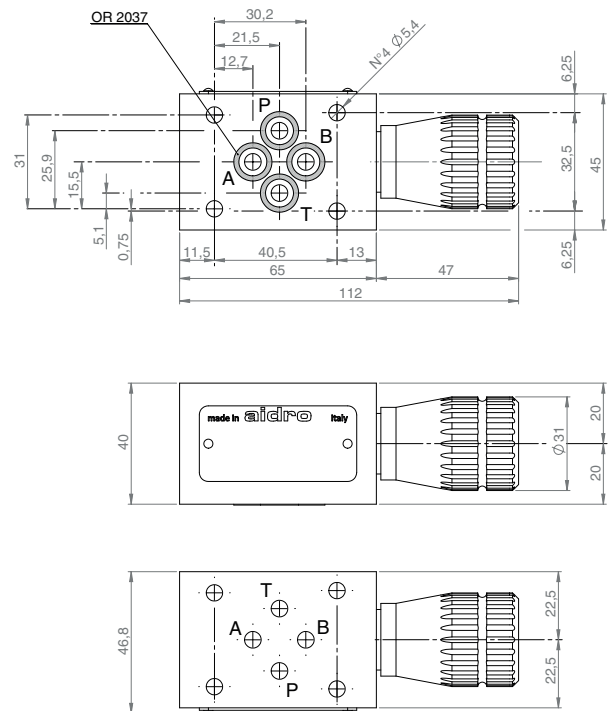
### 3 TECHNICAL DATA

Maximum rec. flow rate	40 l/min	Control of the flow: By turning the knob 5, the value of the regulated flow changes. The scale/flow characteristic is approx linear (see 4) and the full range is covered by turning the knob by approx 320°. The scale is divided in 10 marks. Clockwise: flow increases Anticlockwise: flow decreases When the required value is reached, set the knob position by fixing screw 8.
Maximum flow rate on A port	24 l/min	
Maximum nominal pressure	32 MPa (320 bar)	
Flow curves	see 4	
Installation and dimensions	see 5	
Mass	approx 0,8 kg	<p><math>\Delta p</math>-Q characteristics Pressure drops for reverse flow</p>

### 4 TYPICAL DIAGRAMS



### 5 INSTALLATION DIMENSIONS (mm)



All stackable valves AM-Q\*-\* conform with ISO and CETOP specifications for mounting surface dimensions and for valves height 40 mm. Leakage between valve and mounting surface is prevented by the positive compression on their seats of 4 seals type OR 2037.

### 6 HYDRAULIC FLUIDS

Seals and materials used on standard valve AM3-\* are fully compatible with hydraulic fluids of mineral oil base, upgraded with antifoaming and antioxidizing agents. The hydraulic fluid must be kept clean and filtered to ISO 4406 class 19/17/14, or better, and used in a recommended viscosity range from 10 cSt to 60 cSt.